

My FIRST STEPS WITH CAMBRIDGE NURSERY



Consulting Editor:
SONALI NADKARNI

Contents

Click on a book name to go directly to that book

Literacy Skillbook

Numeracy Skillbook

Awareness Skillbook

Art and Craft Skillbook

Rhymes Book

Flash Cards

Literacy
Skillbook

My First Steps with Cambridge

Consulting Editor: Sonali Nadkarni

Nursery



CAMBRIDGE
UNIVERSITY PRESS

CAMBRIDGE
UNIVERSITY PRESS

University Printing House, Cambridge CB2 8BS, United Kingdom

One Liberty Plaza, 20th Floor, New York, NY 10006, USA

477 Williamstown Road, Port Melbourne, VIC 3207, Australia

314–321, 3rd Floor, Plot 3, Splendor Forum, Jasola District Centre, New Delhi – 110025, India

79 Anson Road, #06–04/06, Singapore 079906

Cambridge University Press is part of the University of Cambridge.

It furthers the University's mission by disseminating knowledge in the pursuit of education, learning and research at the highest international levels of excellence.

www.cambridge.org

Information on this title: www.cambridge.org/5555550143315

© Cambridge University Press 2019

This publication is in copyright. Subject to statutory exception and to the provisions of relevant collective licensing agreements, no reproduction of any part may take place without the written permission of Cambridge University Press.

First published 2019

20 19 18 17 16 15 14 13 12 11 10 9 8 7 6 5 4 3 2 1

Printed in India by Officenow India Private Limited., Haryana-131208

ISBN 555-5-550-14331-5

Cambridge University Press has no responsibility for the persistence or accuracy of URLs for external or third-party internet websites referred to in this publication, and does not guarantee that any content on such websites is, or will remain, accurate or appropriate. Information regarding prices, travel timetables, and other factual information given in this work is correct at the time of first printing but Cambridge University Press does not guarantee the accuracy of such information thereafter.

NOTICE TO TEACHERS

The photocopy masters in this publication may be photocopied or distributed [electronically] free of charge for classroom use within the school or institution that purchased the publication. Worksheets and copies of them remain in the copyright of Cambridge University Press, and such copies may not be distributed or used in any way outside the purchasing institution.

Every effort has been made to trace the owners of copyright material included in this book. The publishers would be grateful for any omissions brought to their notice for acknowledgement in future editions of the book.



Introduction

My First Steps with Cambridge is a three-level, comprehensive and holistic course for pre-primary learners. This easy-to-use, multi-skills course has been designed keeping in mind the holistic development of preschoolers. It includes literacy, numeracy, general awareness, and art and craft. Special focus has been given to the development of social, emotional and cognitive skills in students during their formative years.

The program has multiple learning formats, in the form of skillbooks, workbooks, readers, flash cards and posters, and digital support to ensure effective stimulation and learning.

My First Steps with Cambridge focuses on developing the following skills:

- **Pre-LSRW:** Develops readiness for LSRW skills
- **Cognitive Development:** Develops logical and critical thinking skills
- **Vocabulary Building:** Develops language and literacy skills at early childhood level. Activities based on conversation, interactions, stories, and rhymes help the child to learn new words.
- **Visual Discrimination:** Develops the ability to distinguish between shapes, patterns, letters, colours, and sizes
- **Motor Development:** Develops coordination of small muscle movements by performing various activities such as writing between lines, drawing and colouring. It also helps to develop hand-eye coordination of the child.
- **Socio-emotional Development:** Helps manage one's emotions, express feelings and also encourages positive interaction
- **Creative Development:** Develops an appreciation for colours and aesthetics


Literacy Skillbook introduces the learners to the letters of the English Alphabet, leading them onto the path of vocabulary-building and reading readiness. Sticker activities make revision of the concepts fun and interesting. The Learning Analysis Chart provides a comprehensive analysis and evaluation of learning. The workbook accompanying the skillbook seeks to reinforce the concepts learnt through extensive practice worksheets.





Contents

| | | | |
|--------------------------------|-------|---------------------------------------|-------|
| 1. Alphabet Chart | 1 | 33. Letter P p | 48 |
| 2. Letter A a | 2 | 34. Practice. | 49-50 |
| 3. Practice. | 3-4 | 35. Sticker Activity | 51 |
| 4. Letter B b | 5 | 36. Letter Q q | 52 |
| 5. Practice. | 6-7 | 37. Practice. | 53-54 |
| 6. Letter C c. | 8 | 38. Letter R r | 55 |
| 7. Practice. | 9-10 | 39. Practice. | 56-57 |
| 8. Letter D d | 11 | 40. Letter S s. | 58 |
| 9. Practice. | 12-13 | 41. Practice. | 59-60 |
| 10. Letter E e. | 14 | 42. Letter T t. | 61 |
| 11. Practice. | 15-16 | 43. Practice. | 62-63 |
| 12. Letter F f | 17 | 44. Letter U u | 64 |
| 13. Practice. | 18-19 | 45. Practice. | 65-66 |
| 14. Letter Gg | 20 | 46. Letter V v | 67 |
| 15. Practice. | 21-22 | 47. Practice. | 68-69 |
| 16. Letter H h | 23 | 48. Letter W w. | 70 |
| 17. Practice. | 24-25 | 49. Practice. | 71-72 |
| 18. Sticker Activity | 26 | 50. Letter X x | 73 |
| 19. Letter I i | 27 | 51. Practice. | 74 |
| 20. Practice. | 28-29 | 52. Letter Y y. | 75 |
| 21. Letter J j | 30 | 53. Practice. | 76 |
| 22. Practice. | 31-32 | 54. Letter Z z. | 77 |
| 23. Letter K k | 33 | 55. Practice. | 78-79 |
| 24. Practice. | 34-35 | 56. Sticker Activity | 80 |
| 25. Letter L l | 36 | 57. Talk Time | 81 |
| 26. Practice. | 37-38 | 58. Sticker Activity | 82 |
| 27. Letter M m | 39 | 59. Standing Lines | 83 |
| 28. Practice. | 40-41 | 60. Sleeping Lines | 84 |
| 29. Letter N n | 42 | 61. Slanting Lines | 85 |
| 30. Practice. | 43-44 | 62. Curved Pattern | 86 |
| 31. Letter O o | 45 | 63. Practice | 87-90 |
| 32. Practice. | 46-47 | 64. Learning Analysis Chart | 92 |



Alphabet Chart

| | | | |
|---|---|--|---|
| A  | B  | C  | D  |
| E  | F  | G  | H  |
| I  | J  | K  | L  |
| M  | N  | O  | P  |
| Q  | R  | S  | T  |
| U  | V  | W  | X  |
| Y  | Z  | | |





Aa



Look and say aloud.



apron



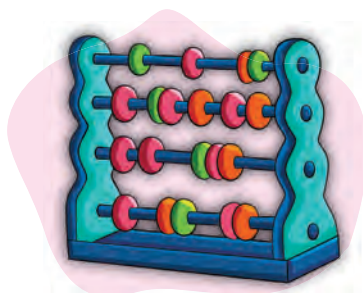
aeroplane




alligator



ant



abacus



apricot





Practice

Trace the letters with your finger.




Trace



Practice

Circle the letters Aa.

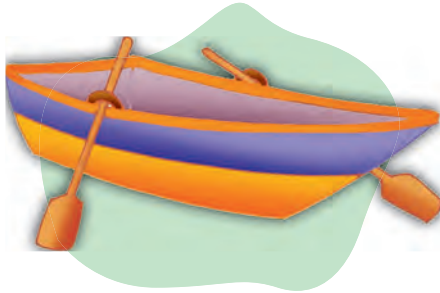




Bb



Look and say aloud.




boat



bag



bee



balloon



bear



bicycle





Practice

Trace the letters with your finger.



Trace



Cambridge University Press



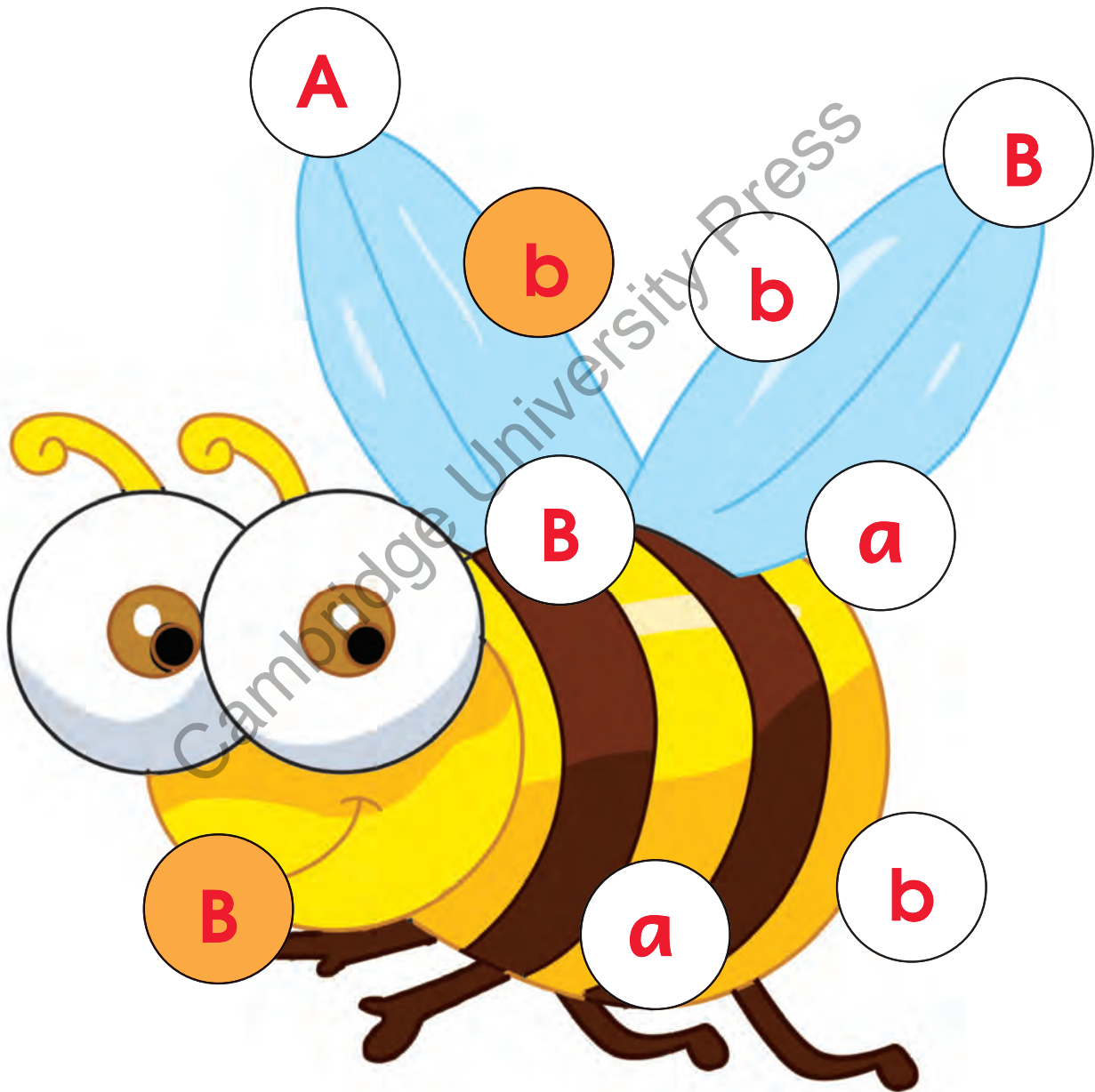


Practice

Colour the circles with letters B b.



Find





Cc



Look and say aloud.



crab



cap



camel



cake



cup



car






Practice

Trace the letters with your finger.




Trace



Practice

Circle the letters C c.



Find






Dd



Look and say aloud.



doctor



dolphin



deer

Dd



drum



duck



doll





Practice

Trace the letters with your finger.



Trace




Cambridge University Press





Practice

Circle the letters D d.




Find





Ee



Look and say aloud.



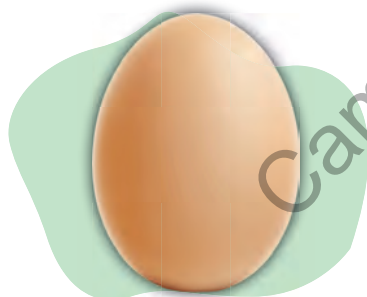
eye



eagle



envelope




egg

Ee



ear



engine



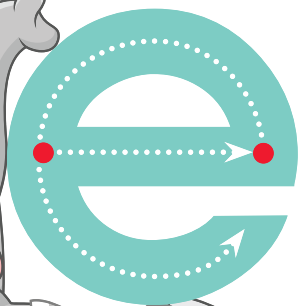

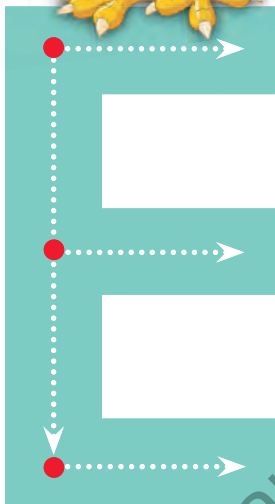


Practice

Trace the letters with your finger.




Trace



Practice

Circle the letters E e.





Ff



Look and say aloud.



fire



frog




flower



fox

Ff



fan



flamingo






Practice


Trace the letters with your finger.



Trace

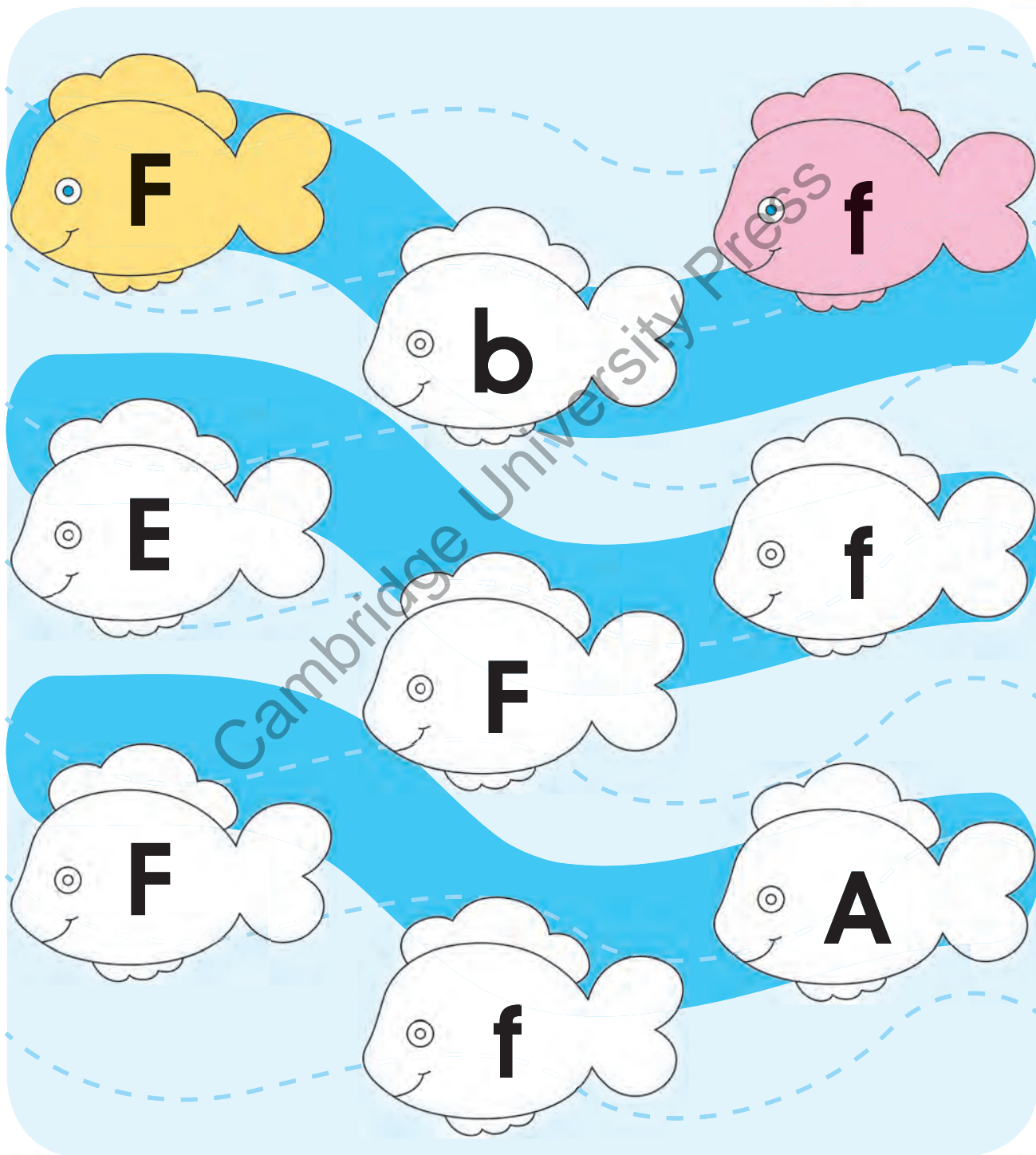



Cambridge University Press






Colour the fish with letters F f.






Gg



Look and say aloud.



glass



grasshopper



guitar



goat



gift





giraffe





Trace the letters with your finger.




Practice

Circle the letters G g.



Find





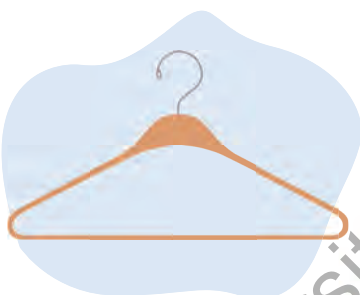
Hh



Look and say aloud.



horse



hanger



house



hat



helicopter



hand



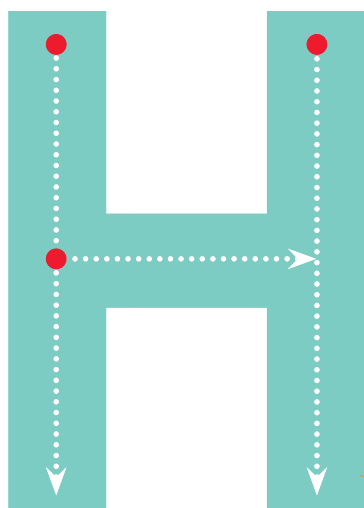


Practice

Trace the letters with your finger.



Trace






Practice

Colour the hats with letters H h.






Find














Sticker Activity




Match and paste the stickers of small letters.


A   

B   




C   

D   

E   

F   

G   

H   




My First Steps with Cambridge

Consulting Editor: Sonali Nadkarni

Nursery



This book belongs to:



CAMBRIDGE
UNIVERSITY PRESS

University Printing House, Cambridge CB2 8BS, United Kingdom

One Liberty Plaza, 20th Floor, New York, NY 10006, USA

477 Williamstown Road, Port Melbourne, VIC 3207, Australia

314–321, 3rd Floor, Plot 3, Splendor Forum, Jasola District Centre, New Delhi – 110025, India

79 Anson Road, #06–04/06, Singapore 079906

Cambridge University Press is part of the University of Cambridge.

It furthers the University's mission by disseminating knowledge in the pursuit of education, learning and research at the highest international levels of excellence.

www.cambridge.org

Information on this title: www.cambridge.org/5555550143346

© Cambridge University Press 2019

This publication is in copyright. Subject to statutory exception and to the provisions of relevant collective licensing agreements, no reproduction of any part may take place without the written permission of Cambridge University Press.

First published 2019

20 19 18 17 16 15 14 13 12 11 10 9 8 7 6 5 4 3 2 1

Printed in India by Officenow India Private Limited., Haryana-131208

ISBN 555-5-550-14334-6

Cambridge University Press has no responsibility for the persistence or accuracy of URLs for external or third-party internet websites referred to in this publication, and does not guarantee that any content on such websites is, or will remain, accurate or appropriate. Information regarding prices, travel timetables, and other factual information given in this work is correct at the time of first printing but Cambridge University Press does not guarantee the accuracy of such information thereafter.

.....
NOTICE TO TEACHERS

The photocopy masters in this publication may be photocopied or distributed [electronically] free of charge for classroom use within the school or institution that purchased the publication. Worksheets and copies of them remain in the copyright of Cambridge University Press, and such copies may not be distributed or used in any way outside the purchasing institution.

.....
Every effort has been made to trace the owners of copyright material included in this book. The publishers would be grateful for any omissions brought to their notice for acknowledgement in future editions of the book.



Introduction

My First Steps with Cambridge is a three-level, comprehensive and holistic course for pre-primary learners. This easy-to-use, multi-skills course has been designed keeping in mind the holistic development of preschoolers. It includes literacy, numeracy, general awareness, and art and craft. Special focus has been given to the development of social, emotional and cognitive skills in students during their formative years.

The program has multiple learning formats, in the form of skillbooks, workbooks, readers, flash cards and posters, and digital support to ensure effective stimulation and learning.

My First Steps with Cambridge focuses on developing the following skills:

- **Pre-LSRW:** Develops readiness for LSRW skills
- **Cognitive Development:** Develops logical and critical thinking skills
- **Vocabulary Building:** Develops language and literacy skills at early childhood level. Activities based on conversation, interactions, stories, and rhymes help the child to learn new words.
- **Visual Discrimination:** Develops the ability to distinguish between shapes, patterns, letters, colours, and sizes
- **Motor Development:** Develops coordination of small muscle movements by performing various activities such as writing between lines, drawing and colouring. It also helps to develop hand-eye coordination of the child.
- **Socio-emotional Development:** Helps manage one's emotions, express feelings and also encourages positive interaction
- **Creative Development:** Develops an appreciation for colours and aesthetics

Numeracy Skillbook introduces the learner to the world of numbers through engaging activities. Pre-number concepts are also dealt with in this book. Shapes and patterns makes the learner more discerning and aware of the environment. Extensive tracing practice worksheets develop fine motor and pre-writing skills.

Sticker activities make revision of the concepts fun and interesting. The Learning Analysis Chart provides a comprehensive analysis and evaluation of the child's learning. The workbook accompanying the skillbook seeks to reinforce the concepts learnt through extensive practice worksheets.




Contents

| | | | |
|-----------------------------|-------|-----------------------------------|-------|
| 1. Same and Different | 1 | 30. Fun Time | 31 |
| 2. Light and Heavy | 2 | 31. Practice | 32-33 |
| 3. Big and Small | 3 | 32. Math Maze | 34 |
| 4. Tall and Short | 4 | 33. Practice | 35 |
| 5. Long and Short | 5 | 34. Sticker Activity | 36 |
| 6. More and Less | 6 | 35. Talk Time | 37 |
| 7. Practice | 7 | 36. Eleven 11 | 38 |
| 8. One 1 | 8 | 37. Twelve 12 | 39 |
| 9. Practice | 9 | 38. Thirteen 13 | 40 |
| 10. Two 2 | 10 | 39. Fourteen 14 | 41 |
| 11. Practice | 11 | 40. Fifteen 15 | 42 |
| 12. Three 3 | 12 | 41. Sixteen 16 | 43 |
| 13. Practice | 13 | 42. Seventeen 17 | 44 |
| 14. Four 4 | 14 | 43. Eighteen 18 | 45 |
| 15. Practice | 15 | 44. Nineteen 19 | 46 |
| 16. Five 5 | 16 | 45. Twenty 20 | 47 |
| 17. Practice | 17-18 | 46. Practice | 48 |
| 18. Six 6 | 19 | 47. Fun Time | 49 |
| 19. Practice | 20 | 48. Shapes | 50 |
| 20. Seven 7 | 21 | 49. Circle | 51 |
| 21. Practice | 22 | 50. Square | 52 |
| 22. Eight 8 | 23 | 51. Practice | 53 |
| 23. Practice | 24 | 52. Triangle | 54 |
| 24. Nine 9 | 25 | 53. Rectangle | 55 |
| 25. Practice | 26 | 54. Practice | 56-57 |
| 26. Zero 0 | 27 | 55. Sticker Activity | 58 |
| 27. Practice | 28 | 56. Practice | 59 |
| 28. Ten 10 | 29 | 57. Learning Analysis Chart | 60 |
| 29. Practice | 30 | | |



Same and Different



same



different

Circle the same picture in each set.

| | | | |
|---|---|--|---|
|  |  |  |  |
|  |  |  |  |
|  |  |  |  |
|  |  |  |  |





Light and Heavy



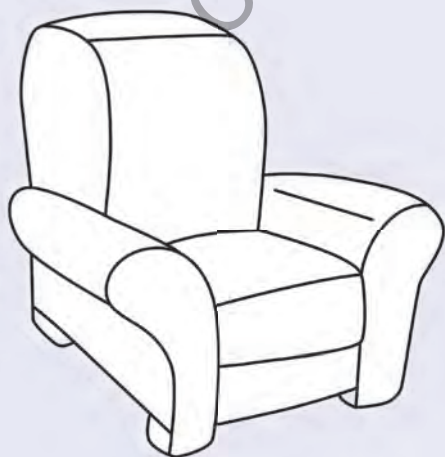
light



Tick ✓ the light thing.

☐☐

Colour the heavy thing.





Big and Small



big





small

Tick ✓ the small animal.



Colour the big one.






Tall and Short



Tick ✓ the tall animal.

☐☐

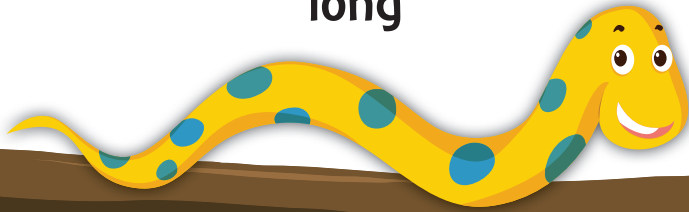
Colour the short tree.



Long and Short

long



short



Tick ✓ the girl with long hair.

☐☐

Colour the short pencil.





More and Less



more

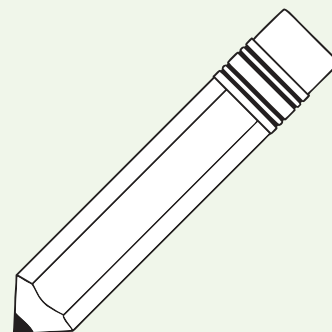
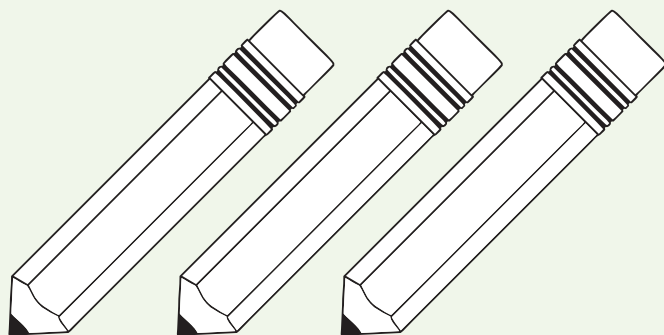


less

Tick ✓ the box with less balloons.




Colour the set with more pencils.





Practice

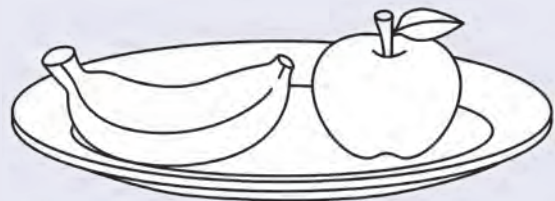
Circle the jar with more candies.




Tick ✓ the box with less books.



Colour the picture with more fruits.



One I



Look and say aloud. Trace with your finger.



one frog






Practice




Circle the number 1.



Colour the fish.



Two 2



Look and say aloud. Trace with your finger.

2




two turtles






Practice


Circle the set with 2 apples.



Colour the 2 ducks.



Three 3



Look and say aloud. Trace with your finger.

3

three ducks






Practice


Circle the number 3.




Colour the 3 butterflies.



Four 4



Look and say aloud. Trace with your finger.



four flamingos






Circle the number 4.



Colour the 4 kites.



**Awareness
Skillbook**

My First Steps with **Cambridge**

Consulting Editor: Sonali Nadkarni

Nursery



CAMBRIDGE
UNIVERSITY PRESS

CAMBRIDGE
UNIVERSITY PRESS

University Printing House, Cambridge CB2 8BS, United Kingdom

One Liberty Plaza, 20th Floor, New York, NY 10006, USA

477 Williamstown Road, Port Melbourne, VIC 3207, Australia

314–321, 3rd Floor, Plot 3, Splendor Forum, Jasola District Centre, New Delhi – 110025, India

79 Anson Road, #06–04/06, Singapore 079906

Cambridge University Press is part of the University of Cambridge.

It furthers the University's mission by disseminating knowledge in the pursuit of education, learning and research at the highest international levels of excellence.

www.cambridge.org

Information on this title: www.cambridge.org/5555550143360

© Cambridge University Press 2019

This publication is in copyright. Subject to statutory exception and to the provisions of relevant collective licensing agreements, no reproduction of any part may take place without the written permission of Cambridge University Press.

First published 2019

20 19 18 17 16 15 14 13 12 11 10 9 8 7 6 5 4 3 2 1

Printed in India by Officenow India Private Limited., Haryana-131208

ISBN 555-5-550-14336-0

Cambridge University Press has no responsibility for the persistence or accuracy of URLs for external or third-party internet websites referred to in this publication, and does not guarantee that any content on such websites is, or will remain, accurate or appropriate. Information regarding prices, travel timetables, and other factual information given in this work is correct at the time of first printing but Cambridge University Press does not guarantee the accuracy of such information thereafter.

.....
NOTICE TO TEACHERS

The photocopy masters in this publication may be photocopied or distributed [electronically] free of charge for classroom use within the school or institution that purchased the publication. Worksheets and copies of them remain in the copyright of Cambridge University Press, and such copies may not be distributed or used in any way outside the purchasing institution.

.....
Every effort has been made to trace the owners of copyright material included in this book. The publishers would be grateful for any omissions brought to their notice for acknowledgement in future editions of the book.



Introduction



My First Steps with Cambridge is a three-level, comprehensive and holistic course for pre-primary learners. This easy-to-use, multi-skills course has been designed keeping in mind the holistic development of preschoolers. It includes literacy, numeracy, general awareness, and art and craft. Special focus has been given to the development of social, emotional and cognitive skills in students during their formative years.

The program has multiple learning formats, in the form of skillbooks, workbooks, readers, flash cards and posters, and digital support to ensure effective stimulation and learning.

My First Steps with Cambridge focuses on developing the following skills:

- **Pre-LSRW:** Develops readiness for LSRW skills
- **Cognitive Development:** Develops logical and critical thinking skills
- **Vocabulary Building:** Develops language and literacy skills at early childhood level. Activities based on conversation, interactions, stories, and rhymes help the child to learn new words.
- **Visual Discrimination:** Develops the ability to distinguish between shapes, patterns, letters, colours, and sizes
- **Motor Development:** Develops coordination of small muscle movements by performing various activities such as writing between lines, drawing and colouring. It also helps to develop hand-eye coordination of the child.
- **Socio-emotional Development:** Helps manage one's emotions, express feelings and also encourages positive interaction
- **Creative Development:** Develops an appreciation for colours and aesthetics

Awareness Skillbook familiarises the child with his/her immediate surroundings and with the wider environment. Sticker activities make revision of the concepts fun and interesting. The Learning Analysis Chart provides a comprehensive analysis and evaluation of the child's learning.





Contents



| | |
|-----------------------------|-----|
| 1. Myself..... | 1 |
| 2. My Body..... | 2-3 |
| 3. Practice | 4-6 |
| 4. Body Movements | 7 |
| 5. Practice | 8-9 |
| 6. Feelings..... | 10 |
| 7. Today I am Feeling | 11 |
| 8. My Family | 12 |
| 9. My Family Members..... | 13 |
| 10. My Home..... | 14 |
| 11. My School | 15 |
| 12. Fun Time | 16 |
| 13. Wild Animals..... | 17 |
| 14. Fun Time | 18 |
| 15. Domestic Animals..... | 19 |
| 16. Fun Time | 20 |
| 17. Pet Animals..... | 21 |
| 18. Water Animals | 22 |
| 19. Fun Time | 23 |
| 20. Talk Time..... | 24 |
| 21. Birds | 25 |
| 22. Fun Time | 26 |
| 23. Insects | 27 |
| 24. Fun Time | 28 |
| 25. Yellow..... | 29 |
| 26. Fun Time | 30 |
| 27. Green | 31 |
| 28. Fun Time | 32 |

| | |
|----------------------------------|-------|
| 29. Red | 33 |
| 30. Fun Time | 34 |
| 31. Blue..... | 35 |
| 32. Fun Time | 36 |
| 33. Clean Habits | 37 |
| 34. Good Habits..... | 38 |
| 35. Sticker Activity..... | 39 |
| 36. Plants..... | 40 |
| 37. Fun Time | 41 |
| 38. Tree | 42 |
| 39. Flowers | 43 |
| 40. Practice..... | 44 |
| 41. Fruits | 45 |
| 42. Fun Time | 46 |
| 43. Vegetables | 47 |
| 44. Fun Time | 48 |
| 45. Practice..... | 49 |
| 46. Vehicles..... | 50-51 |
| 47. Practice..... | 52 |
| 48. Summer Season..... | 53 |
| 49. Fun Time | 54 |
| 50. Rainy Season..... | 55 |
| 51. Fun Time | 56 |
| 52. Winter Season | 57 |
| 53. Fun Time | 58 |
| 54. Sticker Activity..... | 59 |
| 55. Learning Analysis Chart..... | 60 |





Myself

This is Me!



What is your name?



Colour the birthday cake.



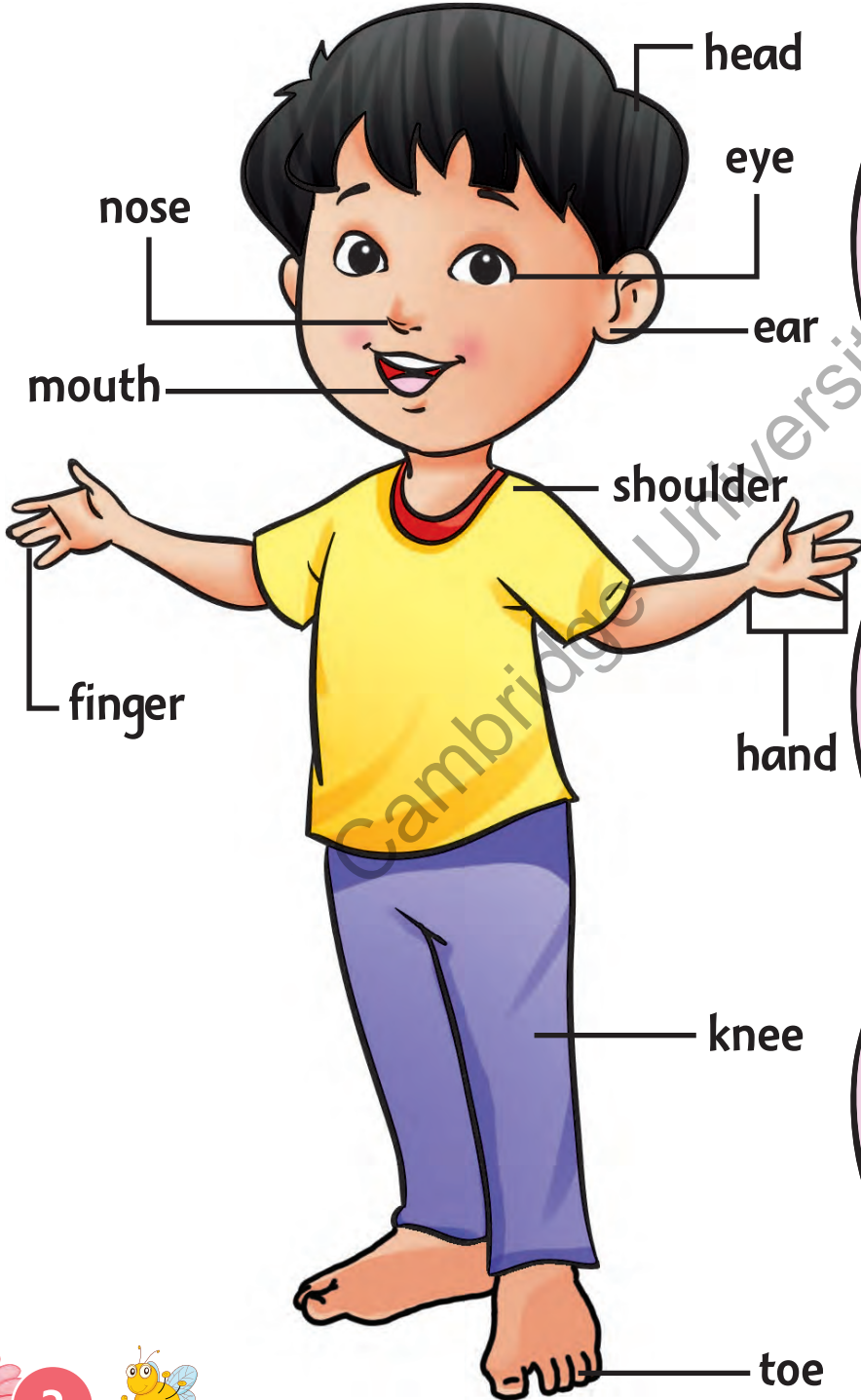
How old are you?





My Body

Parts of the Body



Let's sing along

Head, shoulders,
knees and toes,
knees and toes.

Head, shoulders,
knees and toes,
knees and toes,


And eyes and ears
And mouth and nose!

Head, shoulders,
knees and toes,
knees and toes!

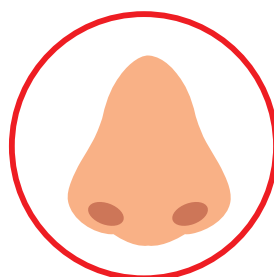





My Body



We see with
our eyes.



We smell with
our nose.



We eat with
our mouth.



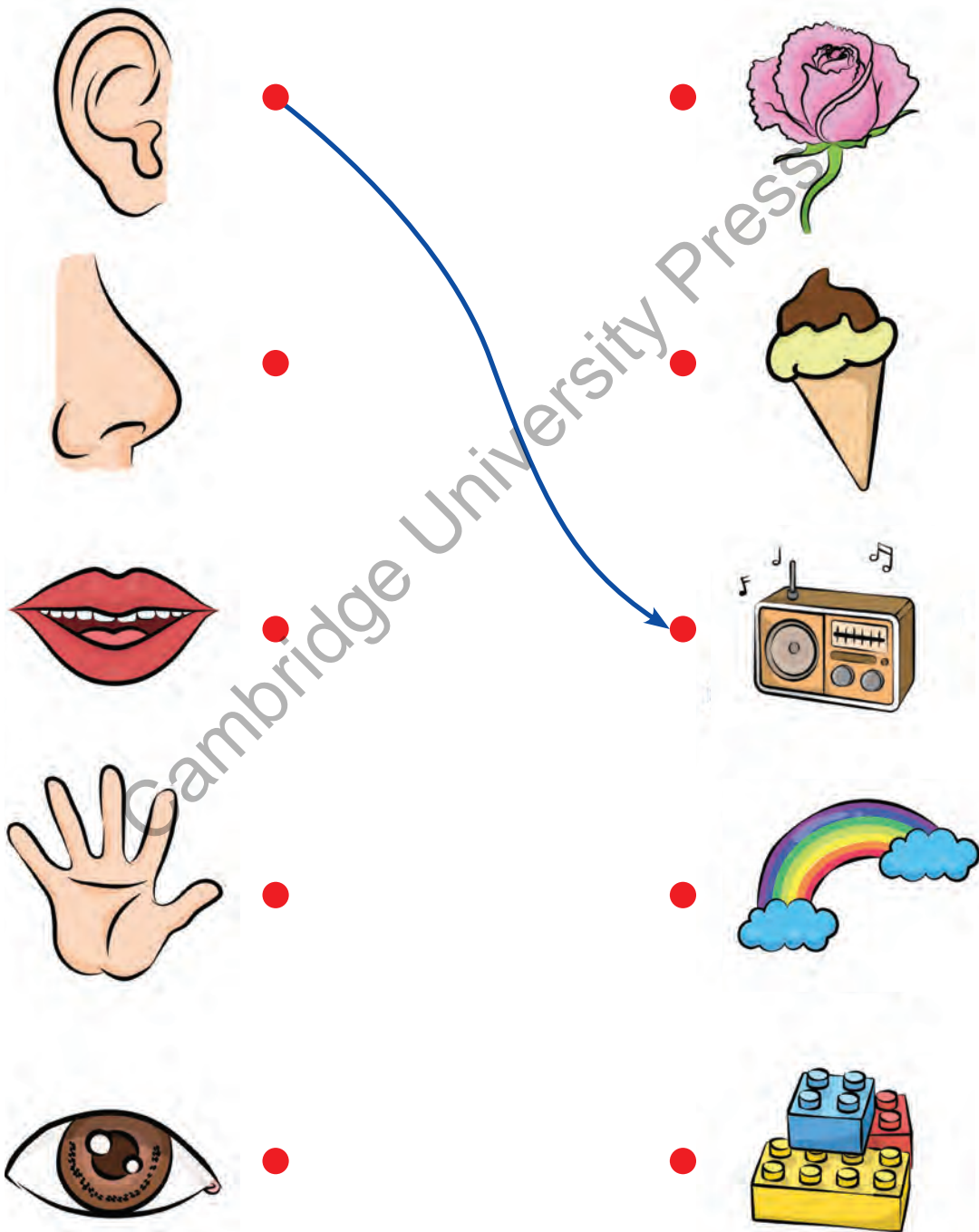
We hear with
our ears.





Practice


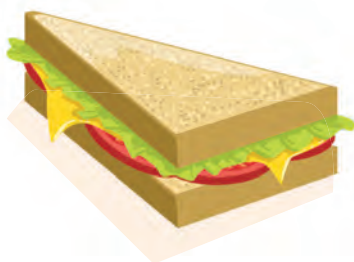

Match the pictures to the correct parts of the body.





Practice

Circle the things you like to eat.



Tick ✓ the things that are soft to touch.






Practice

Circle the sounds you like to hear.



Tick ✓ the things you like to smell.





Body Movements



walk



write



eat



dance



run



jump



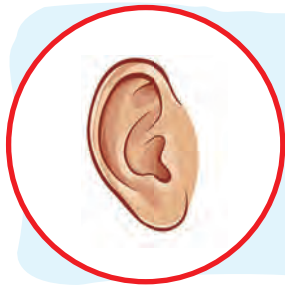
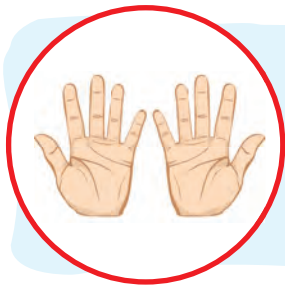
sit





Practice

Circle the activities you do with the given body parts.





Practice

Tick ✓ the actions you can do.





Feelings

I can feel



happy



sad



angry



sleepy



scared





Today I am Feeling

How are you feeling today? Draw your mood in the circle.





My Family

This is my family.

Paste a photo of your family.

Cambridge University Press

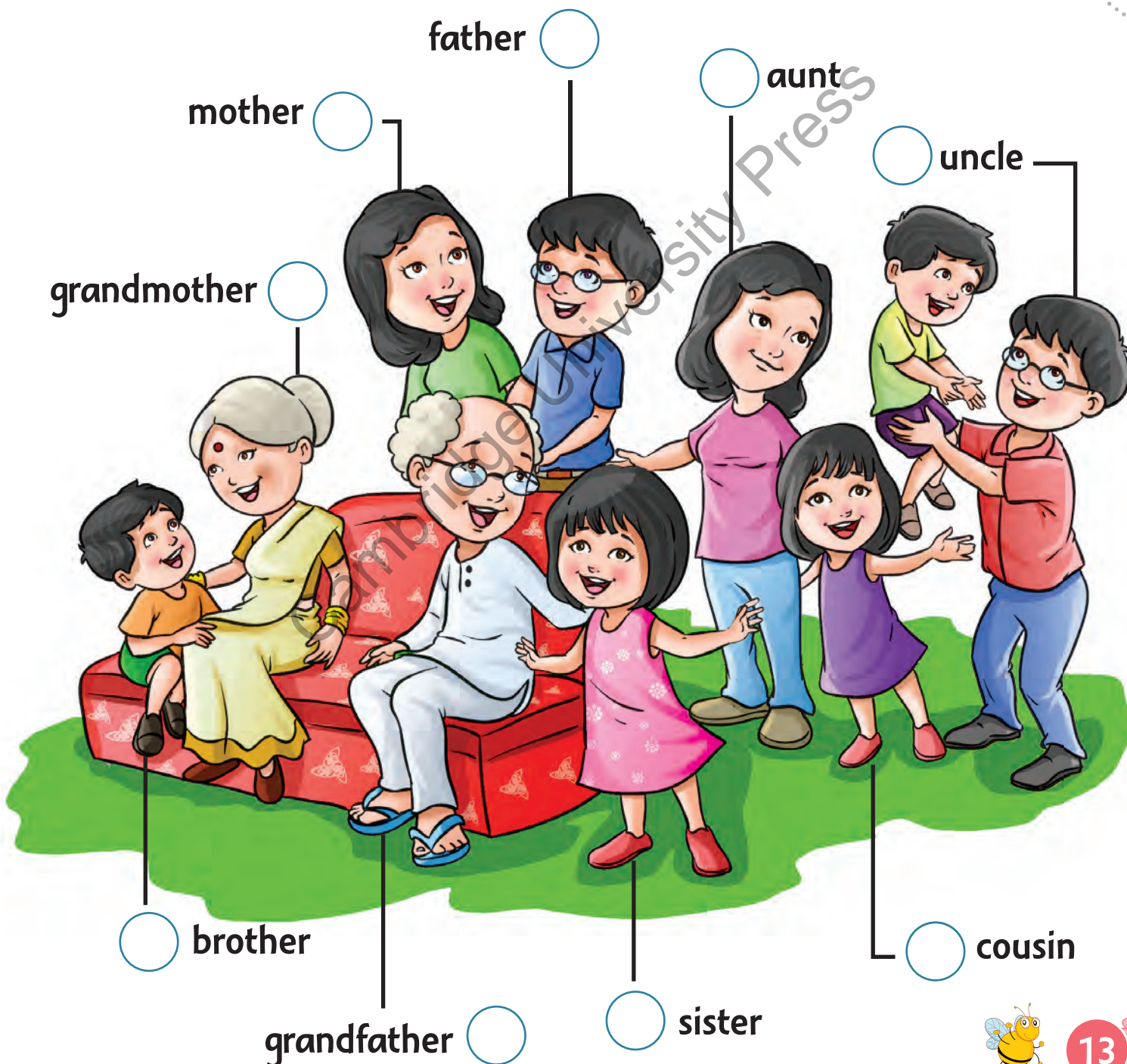




My Family Members

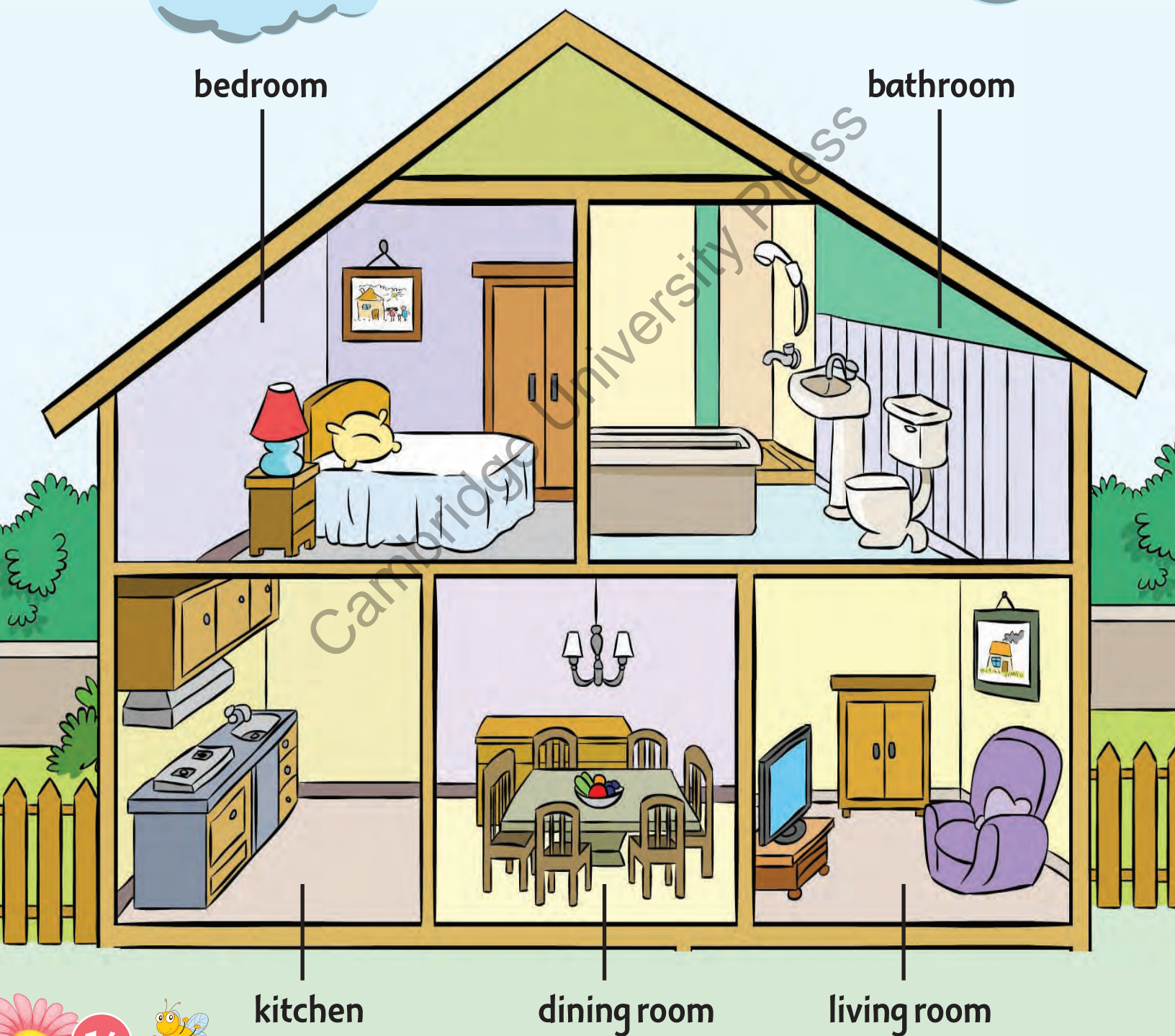
I love my family!

Tick ✓ the family members you live with.





My Home






My School



computer room



classroom



library



playground



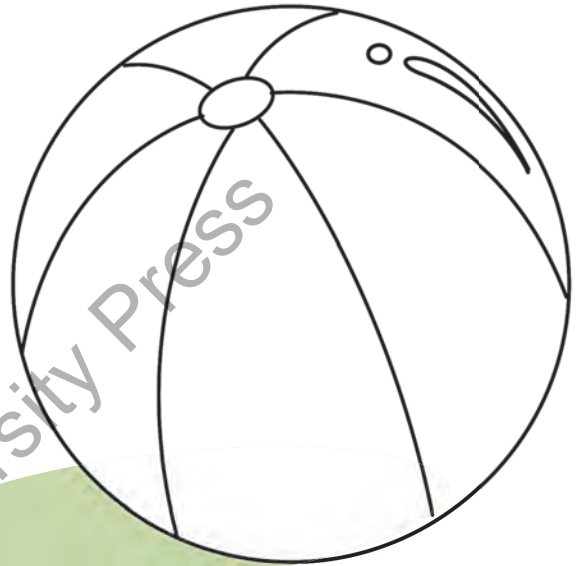

washroom





Fun Time

Colour only the objects that you carry to school.





Wild Animals

Some animals live in forests.



giraffe



fox



monkey



snake



tiger



zebra



lion



elephant





Fun Time

Match the animals with their shadows.





Domestic Animals

Some animals live around us.



horse



donkey



goat



sheep



cow



hen





Fun Time

Colour the animals. Name them.



Which animal is wild and which is domestic?



Art and Craft
Skillbook

My First Steps with Cambridge

Consulting Editor: Sonali Nadkarni

Nursery



This book belongs to:



CAMBRIDGE
UNIVERSITY PRESS

CAMBRIDGE
UNIVERSITY PRESS

University Printing House, Cambridge CB2 8BS, United Kingdom

One Liberty Plaza, 20th Floor, New York, NY 10006, USA

477 Williamstown Road, Port Melbourne, VIC 3207, Australia

314–321, 3rd Floor, Plot 3, Splendor Forum, Jasola District Centre, New Delhi – 110025, India

79 Anson Road, #06–04/06, Singapore 079906

Cambridge University Press is part of the University of Cambridge.

It furthers the University's mission by disseminating knowledge in the pursuit of education, learning and research at the highest international levels of excellence.

www.cambridge.org

Information on this title: www.cambridge.org/5555550143377

© Cambridge University Press 2019

This publication is in copyright. Subject to statutory exception and to the provisions of relevant collective licensing agreements, no reproduction of any part may take place without the written permission of Cambridge University Press.

First published 2019

20 19 18 17 16 15 14 13 12 11 10 9 8 7 6 5 4 3 2 1

Printed in India by

ISBN 555-5-550-14337-7

Cambridge University Press has no responsibility for the persistence or accuracy of URLs for external or third-party internet websites referred to in this publication, and does not guarantee that any content on such websites is, or will remain, accurate or appropriate. Information regarding prices, travel timetables, and other factual information given in this work is correct at the time of first printing but Cambridge University Press does not guarantee the accuracy of such information thereafter.

.....
NOTICE TO TEACHERS

The photocopy masters in this publication may be photocopied or distributed [electronically] free of charge for classroom use within the school or institution that purchased the publication. Worksheets and copies of them remain in the copyright of Cambridge University Press, and such copies may not be distributed or used in any way outside the purchasing institution.

.....
Every effort has been made to trace the owners of copyright material included in this book. The publishers would be grateful for any omissions brought to their notice for acknowledgement in future editions of the book.



Introduction


My First Steps with Cambridge is a three-level, comprehensive and holistic course for pre-primary learners. This easy-to-use, multi-skills course has been designed keeping in mind the holistic development of preschoolers. It includes literacy, numeracy, general awareness, and art and craft. Special focus has been given to the development of social, emotional and cognitive skills in students during their formative years.

The program has multiple learning formats, in the form of skillbooks, workbooks, readers, flash cards and posters, and digital support to ensure effective stimulation and learning.

My First Steps with Cambridge focuses on developing the following skills:


- **Pre-LSRW:** Develops readiness for LSRW skills
- **Cognitive Development:** Develops logical and critical thinking skills
- **Vocabulary Building:** Develops language and literacy skills at early childhood level. Activities based on conversation, interactions, stories, and rhymes help the child to learn new words.
- **Visual Discrimination:** Develops the ability to distinguish between shapes, patterns, letters, colours, and sizes
- **Motor Development:** Develops coordination of small muscle movements by performing various activities such as writing between lines, drawing and colouring. It also helps to develop hand-eye coordination of the child.
- **Socio-emotional Development:** Helps manage one's emotions, express feelings and also encourages positive interaction
- **Creative Development:** Develops an appreciation for colours and aesthetics

The *Art and Craft Skillbook* encourages the child to learn about objects, events and ideas through activities like drawing, colouring, painting, printing and origami. Wide range of activities in the book provide opportunities to exercise fine motor skills which is an important pre-writing skill. *Art and Craft Skillbook* fosters a sense of creative and aesthetic appreciation in the minds of young learners.



Contents

| | |
|--|-------|
| 1. Colour – Flowers | 1 |
| 2. Colour – Fish | 2 |
| 3. Paint and Print – Palm Printing | 3 |
| 4. Paint and Print – Thumb Printing | 5 |
| 5. Colour – Sun | 7 |
| 6. Colour – Butterflies | 8 |
| 7. Paint and Print – Thread Printing | 9 |
| 8. Trace and Colour | 11–12 |
| 9. Paint and Print – Spray Printing | 13 |
| 10. Paint and Print – Finger Printing | 15 |
| 11. Paste – Red Marble Paper Pasting | 17 |
| 12. Paint and Print – Vegetable Printing | 19 |
| 13. Paste – Green Marble Paper Pasting | 21 |
| 14. Paper Folding – Cat Face | 23 |
| 15. Paper Folding – Fan | 24 |
| 16. Paint and Print – Leaf Printing | 25 |
| 17. Paper Folding – Dog Face | 27 |
| 18. Paste – Cotton Ball Pasting | 28 |






Colour



Palm Printing

Cambridge University Press



Help the students paint their palms in yellow paint and make a print as shown.




My Doodle Page

Doodle anything you like.

Cambridge University Press



Thumb Printing




Help the students paint their thumbs with different colours and make a print as shown.



My Doodle Page

Doodle anything you like.

Cambridge University Press





Rhymes
Book

My First Steps with Cambridge

Consulting Editor: Sonali Nadkarni

Nursery



This book belongs to:



CAMBRIDGE
UNIVERSITY PRESS

CAMBRIDGE

UNIVERSITY PRESS

University Printing House, Cambridge CB2 8BS, United Kingdom

One Liberty Plaza, 20th Floor, New York, NY 10006, USA

477 Williamstown Road, Port Melbourne, VIC 3207, Australia

314–321, 3rd Floor, Plot 3, Splendor Forum, Jasola District Centre, New Delhi – 110025, India

79 Anson Road, #06–04/06, Singapore 079906

Cambridge University Press is part of the University of Cambridge.

It furthers the University's mission by disseminating knowledge in the pursuit of education, learning and research at the highest international levels of excellence.

www.cambridge.org

Information on this title: www.cambridge.org/5555550143339

© Cambridge University Press 2019

This publication is in copyright. Subject to statutory exception and to the provisions of relevant collective licensing agreements, no reproduction of any part may take place without the written permission of Cambridge University Press.

First published 2019

20 19 18 17 16 15 14 13 12 11 10 9 8 7 6 5 4 3 2 1

Printed in India by Officenow India Private Limited., Haryana-131208

ISBN 555-5-550-14333-9

Cambridge University Press has no responsibility for the persistence or accuracy of URLs for external or third-party internet websites referred to in this publication, and does not guarantee that any content on such websites is, or will remain, accurate or appropriate. Information regarding prices, travel timetables, and other factual information given in this work is correct at the time of first printing but Cambridge University Press does not guarantee the accuracy of such information thereafter.

.....

NOTICE TO TEACHERS

The photocopy masters in this publication may be photocopied or distributed [electronically] free of charge for classroom use within the school or institution that purchased the publication. Worksheets and copies of them remain in the copyright of Cambridge University Press, and such copies may not be distributed or used in any way outside the purchasing institution.

.....

Every effort has been made to trace the owners of copyright material included in this book. The publishers would be grateful for any omissions brought to their notice for acknowledgement in future editions of the book.

Introduction



My First Steps with Cambridge is a three-level, comprehensive and holistic course for pre-primary learners. This easy-to-use, multi-skills course has been designed keeping in mind the holistic development of preschoolers. It includes literacy, numeracy, general awareness, and art and craft. Special focus has been given to the development of social, emotional and cognitive skills in students during their formative years.


The program has multiple learning formats, in the form of skillbooks, workbooks, readers, flash cards and posters, and digital support to ensure effective stimulation and learning.

My First Steps with Cambridge focuses on developing the following skills:

- **Pre-LSRW:** Develops readiness for LSRW skills
- **Cognitive Development:** Develops logical and critical thinking skills
- **Vocabulary Building:** Develops language and literacy skills at early childhood level. Activities based on conversation, interactions, stories, and rhymes help the child to learn new words.
- **Visual Discrimination:** Develops the ability to distinguish between shapes, patterns, letters, colours, and sizes
- **Motor Development:** Develops coordination of small muscle movements by performing various activities such as writing between lines, drawing and colouring. It also helps to develop hand-eye coordination of the child.
- **Socio-emotional Development:** Helps manage one's emotions, express feelings and also encourages positive interaction
- **Creative Development:** Develops an appreciation for colours and aesthetics

Nursery rhymes are a child's first experience with words. When actions are linked to words in nursery rhymes, it helps in developing an interest in music and also boosts motor skills, expressions, intonation, attention span, etc.

Contents




| | | |
|-----|-------------------------------------|-------|
| 1. | Twinkle, Twinkle | 1 |
| 2. | Johnny, Johnny | 2 |
| 3. | Roses are Red | 3 |
| 4. | Hickory, Dickory, Dock | 4-5 |
| 5. | Jack and Jill | 6 |
| 6. | Humpty Dumpty | 7 |
| 7. | Baa Baa Black Sheep | 8 |
| 8. | Pussycat, Pussycat | 9 |
| 9. | Ding Dong Bell | 10-11 |
| 10. | Teddy Bear, Teddy Bear | 12 |
| 11. | Bits of Paper | 13 |
| 12. | Traffic Lights | 14 |
| 13. | Ice Cream, Ice Cream | 15 |
| 14. | Clean-Up Song | 16 |
| 15. | Popcorn, Popcorn | 17 |
| 16. | Yankee Doodle | 18 |
| 17. | To Market, To Market | 19 |
| 18. | Rain, Rain Go Away | 20 |
| 19. | The Elephant is So Big | 21 |
| 20. | The Right Hand, Left Hand Song | 22-23 |
| 21. | I Can See | 24 |
| 22. | I Have a Little Nose | 25 |
| 23. | Two Little Hands | 26 |
| 24. | One, Two, Buckle My Shoe | 27 |
| 25. | Two Little Dicky Birds | 28 |



Twinkle, Twinkle

Twinkle, twinkle, little star,
How I wonder what you are?
Up above the world so high,
Like a diamond in the sky!



Johnny, Johnny

Johnny, Johnny,
Yes Papa.
Eating sugar?
No Papa.
Telling lies?
No Papa.
Open your mouth.
Ha, Ha, Ha!



Roses Are Red

Roses are red and sunflowers yellow,
The lotus that smiles in the pond below,
The little white jasmine nods at me,
But the best I like is the pink lily!




Hickory, Dickory, Dock

Hickory, dickory, dock,
The mouse ran up the clock.
The clock struck one,
The mouse ran down,
Hickory, dickory, dock.



Hickory, dickory, dock,
The mouse ran up the clock.
The clock struck two,
And down he flew,
Hickory, dickory, dock.



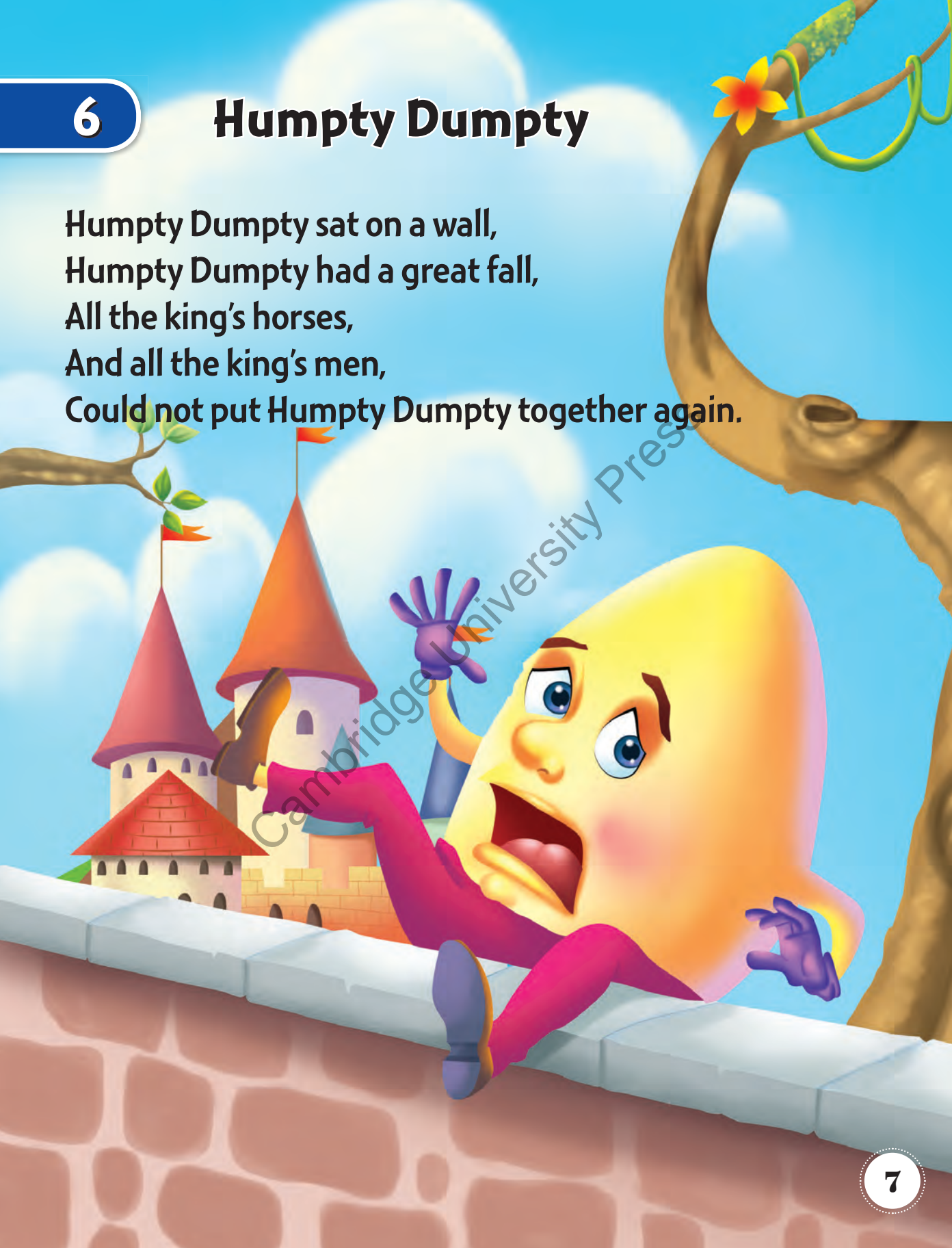
Jack and Jill

Jack and Jill went up the hill,
To fetch a pail of water.
Jack fell down and broke his crown,
And Jill came tumbling after.



Humpty Dumpty

Humpty Dumpty sat on a wall,
Humpty Dumpty had a great fall,
All the king's horses,
And all the king's men,
Could not put Humpty Dumpty together again.



ant

apple





A

Cambridge University Press

a

bear



book



B

b

Cambridge University Press

cat



carpet

A B C



C

Cambridge University Press

c

dog



door



D

d

Cambridge University Press

egg



elephant



E

Cambridge University Press

e

fox



flower



F

Cambridge University Press

f

goat



grass



G

g

Cambridge University Press

hat



hippopotamus



H

Cambridge University Press

h

one whale





Cambridge University Press

two coconuts





2

Cambridge University Press

three butterflies





3

Cambridge University Press

four turtles





4

Cambridge University Press