

# Release Notes

## ConstructConnect Document Viewer/Web Takeoff

**Version 2020.3.0      January 13, 2019**

---

### Introduction

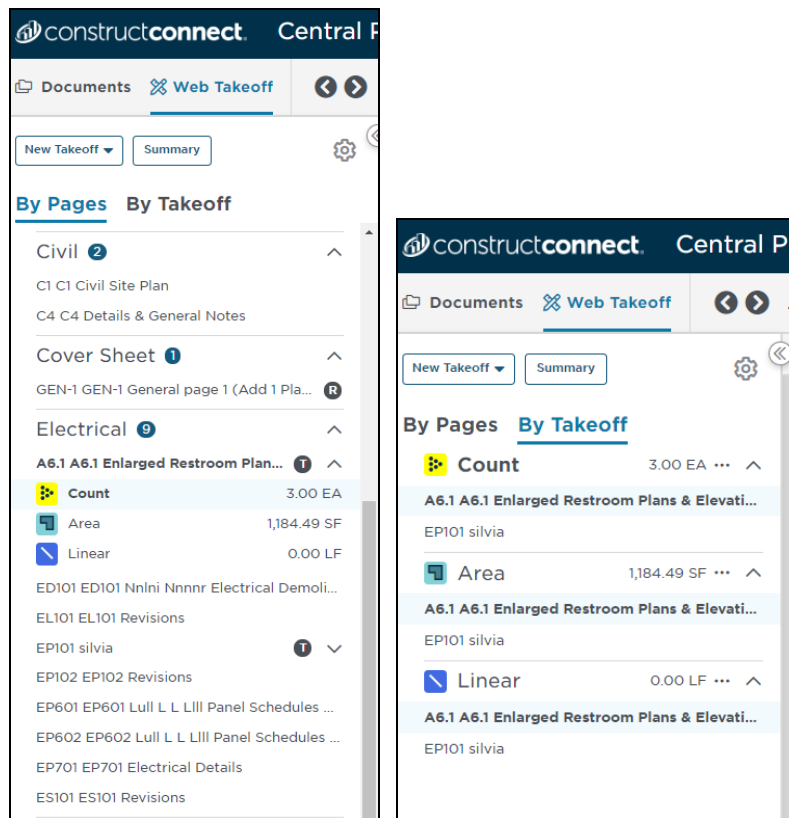
This document describes the features included in version 2020.3.0 release January 13, 2020.

### Web features

This section describes the web features in this release.

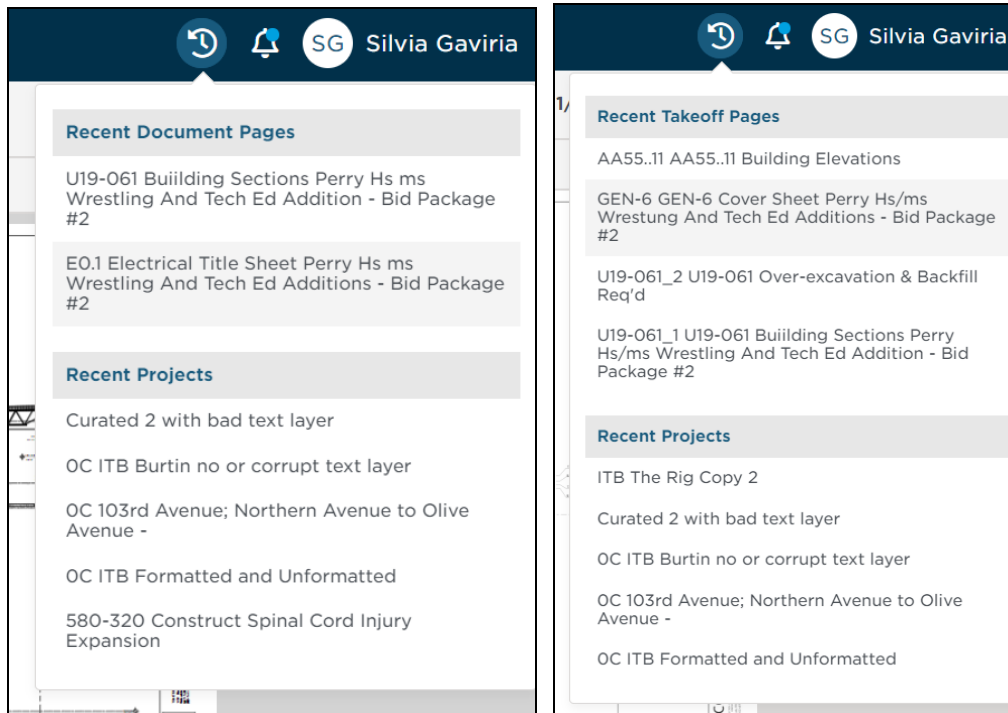
#### Ability for more than one accordion to be opened

Users will have the ability to keep more than one page or Takeoff item open at the same time so that they can easily go back and forth between pages when they're working. This feature is available both in the Documents view and the Web Takeoff view tabs.



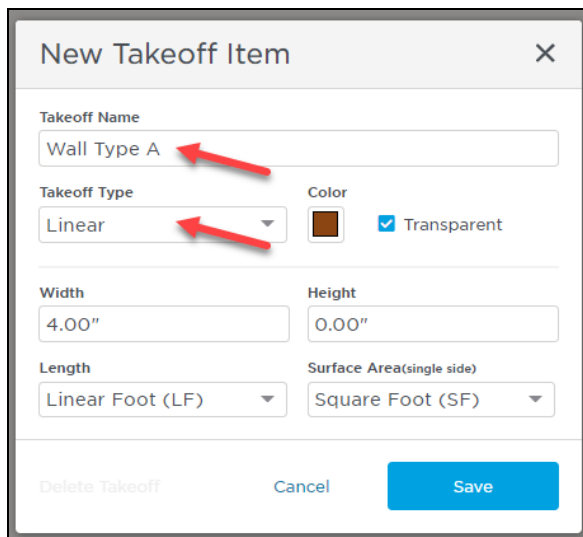
## Addition of Recent Pages and Recent Projects history

Users will have the ability to view their most recent pages and recent projects history within Document Viewer and Web Takeoff.



## Enhanced user experience when user changes the Takeoff Item type

Users will be able to start adding a Takeoff Name and have the ability to change the Takeoff Type without needing to re-enter a Name a second time if I change the Type.

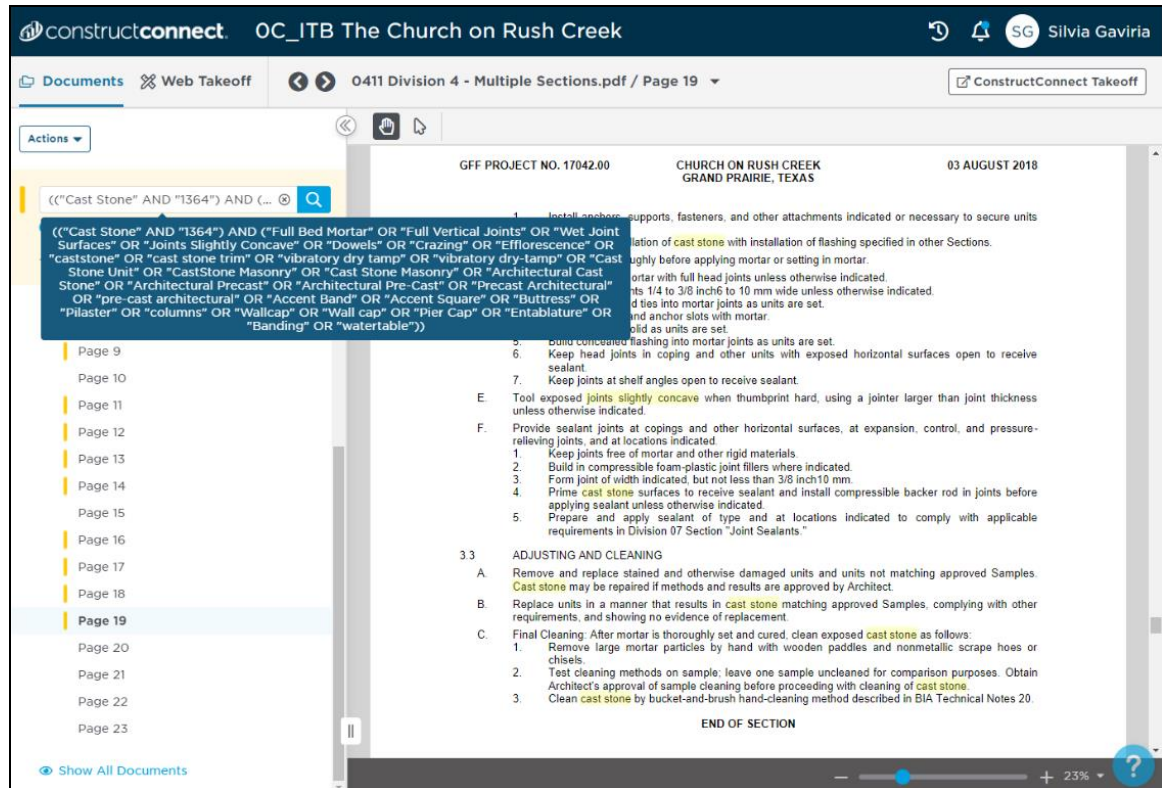


The image shows a 'New Takeoff Item' form. The form has a title bar with a close button (X). The form contains the following fields and controls:

- Takeoff Name:** A text input field containing 'Wall Type A'. A red arrow points to this field.
- Takeoff Type:** A dropdown menu currently showing 'Linear'. A red arrow points to this dropdown.
- Color:** A color selection box showing a brown color.
- Transparent:** A checkbox that is checked.
- Width:** A text input field containing '4.00"'. A red arrow points to this field.
- Height:** A text input field containing '0.00"'. A red arrow points to this field.
- Length:** A dropdown menu currently showing 'Linear Foot (LF)'.
- Surface Area(single side):** A dropdown menu currently showing 'Square Foot (SF)'.
- Buttons:** At the bottom, there are three buttons: 'Delete Takeoff' (disabled), 'Cancel', and 'Save' (active).

## Display of Exact Search matches and highlights inside Document Viewer

Users selecting the Exact Search toggle in the CCPI platform will be able to view their exact search matches and highlighted documents inside the Document Viewer.



## Workflow Improvements and Bug Fixes

Various workflow improvements and bug fixes.